
























SCALE: ONE SQUARE = 10 FEET

-  FALSE DOUBLE DOORS
-  TRIGGER
-  FALSE DOOR
-  MOSAIC PATH
-  PIT TRAP
-  COVERED PIT
-  CONCEALED DOOR

-  ARCHWAY
-  FRESCO/RELIEF
-  SUB-PASSAGE
-  DOOR
-  SECRET DOOR
-  ONE-WAY SECRET DOOR
-  STATUE
-  CHEST

-  SECRET TRAP DOOR
-  PEW
-  RAILING
-  ALTAR
-  CHAIR, THRONE
-  URN, VAT
-  CANDELABRA
-  STAIRWAY

-  SLICK-GLAZED FLOOR
-  TABLE/DESK
-  PIT
-  CURTAIN
-  MIST
-  DOUBLE DOORS
-  PILLAR
-  ONE-WAY DOOR

